



CITY OF CROOKSTON

Truth in Taxation Public Hearing
December 9, 2008



City of Crookston

- **The City of Crookston was incorporated February 14, 1879**
- **Home Rule Charter City – what does this mean:**

Home rule charter cities can exercise any powers in their locally adopted charters as long as they do not conflict with state laws. Conversely, charter provisions can specifically restrict the powers of a city. Consequently, voters in home rule cities have more control over their city's powers.



City of Crookston

Mayor/Council Members

Mayor David Genereux

Council Member Ward 1 – Craig Buness

Council Member Ward 2 – Marlys Mjoen

Council Member Ward 3 – Keith Mykleseth

Council Member Ward 4 – Wayne Melbye

Council Member Ward 5 – Harry Manole

Council Member Ward 6 – Tom Vedbraaten

Council Member At-Large – Guy Martin

Council Member At-Large – Frank Lindgren



City of Crookston

Department Heads

City Administrator – Aaron Parrish

Clerk-Treasurer – Betty Arvidson

Public Works Director – Pat Kelly

Community Development Director – Mike MacDonald

Parks & Recreation Director – Scott Kleven

Information Technology Director – Tom Lindo

Chief of Police – Tim Motherway

Fire Chief – Richard Rock

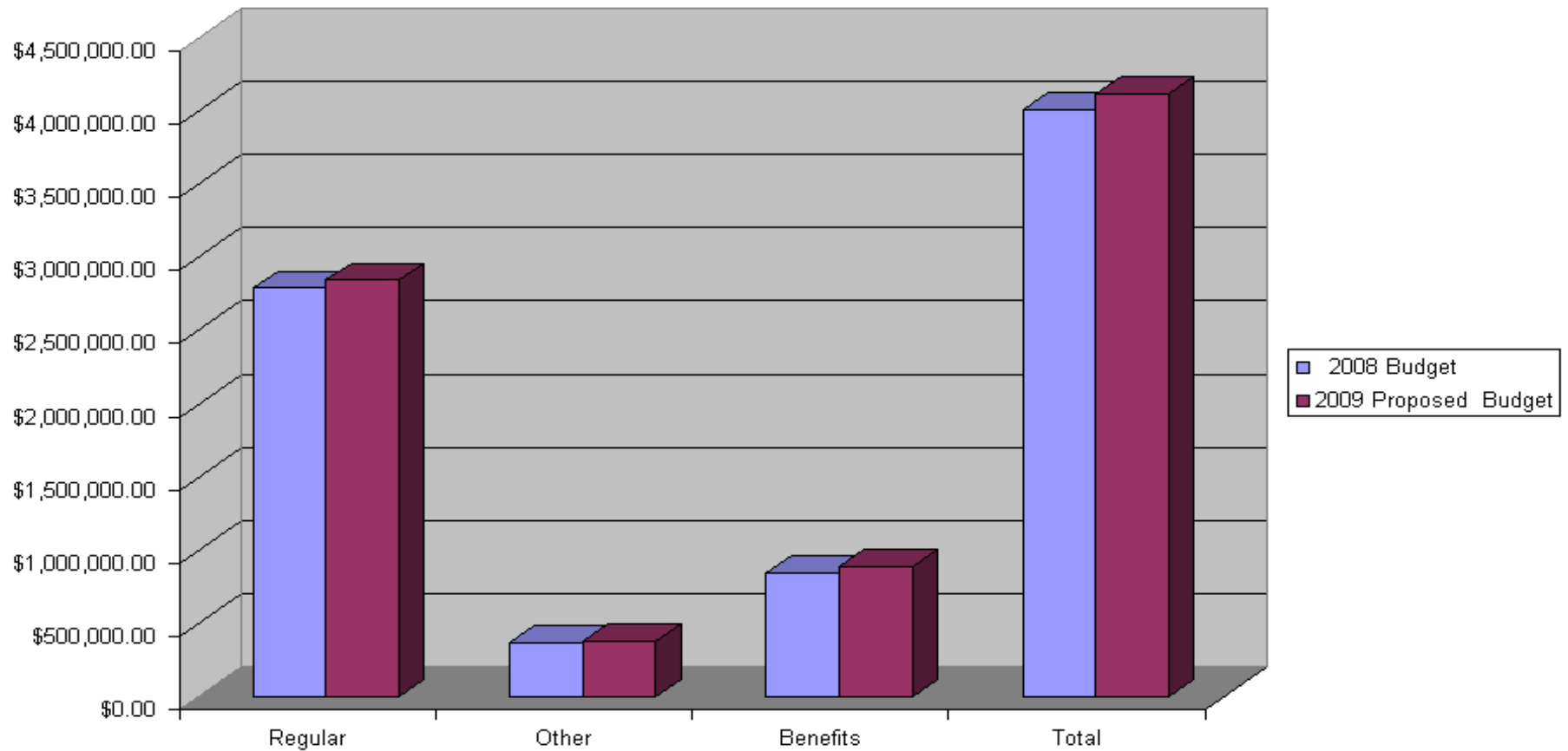
City of Crookston

- **Full Time Employees**

City of Crookston Number of Employees by General Classification For Years 2000 - 2009										
Classification	2009	2008	2007	2006	2005	2004	2003	2002	2001	2000
Administrator	2	2	2	3	3	3	3	3	3	3
Clerk/Treasurer	4	4	4	4	4	4	4	4	4	4
Emerg. Management	0	0	0	0	0	0	1	1	1	1
Community Development	1	1	1	1	1	0	0	0	0	0
Bldg/Zoning/Insp.	0	0	0	0	0	2	2	2	2	2
Fire/Building Inspector	8	8	8	8	8	7	7	7	7	7
Information Technology	1	1	1	1	1	1	1	1	0	0
Police	18	18	17	17	17	17	16	18	18	17
Airport	1	1	1	1	1	1	1	1	1	1
Library	1	1	1	1	1	1	1	1	1	1
Park/Rec	8	8	8	8	8	8	8	8	8	8
Public Works	18	18	18	18	18	18	19	19	20	20
	62	62	61	62	62	62	63	65	65	64

City of Crookston

Compensation





City of Crookston

Revenue

The City of Crookston has many sources of revenue.

\$ Fees for Services

\$ State Aid

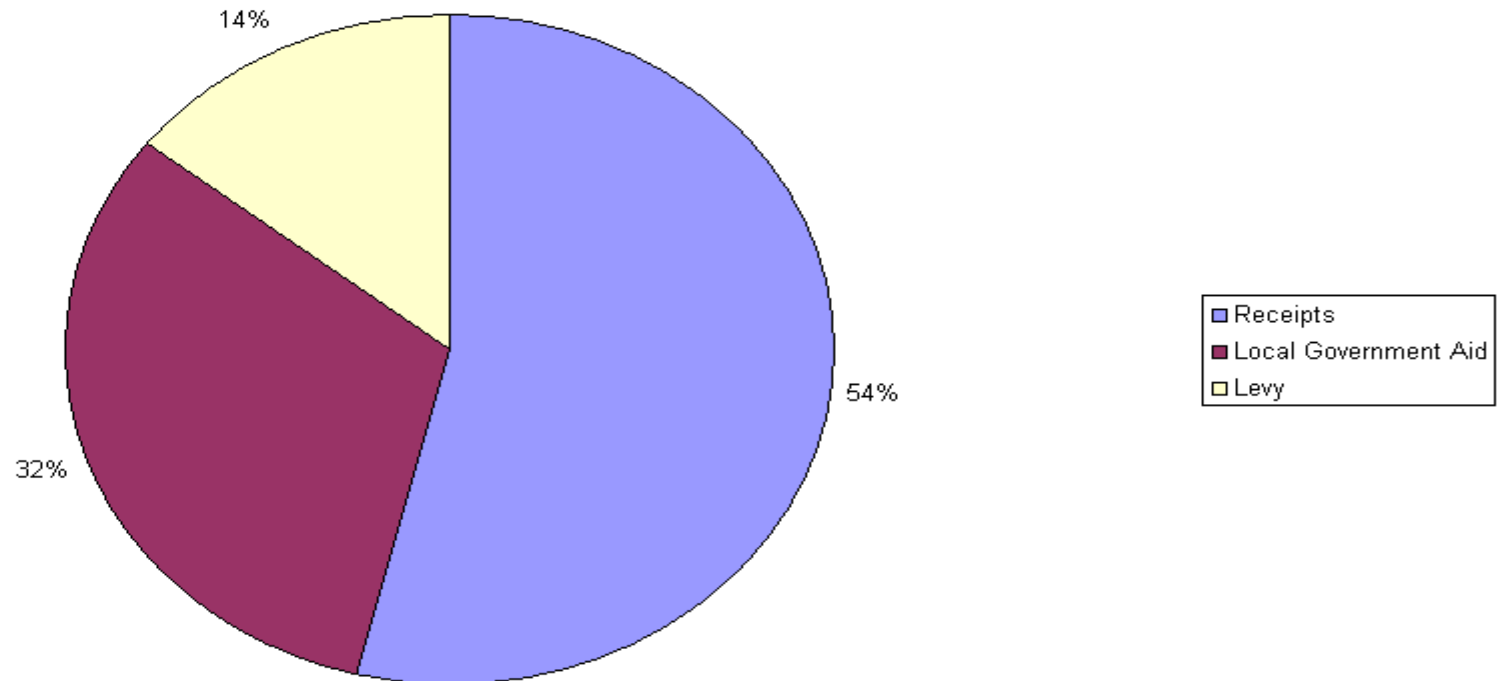
\$ Grants

\$ Franchise Fees

\$ Property Taxes

City of Crookston

2009 Total Revenue





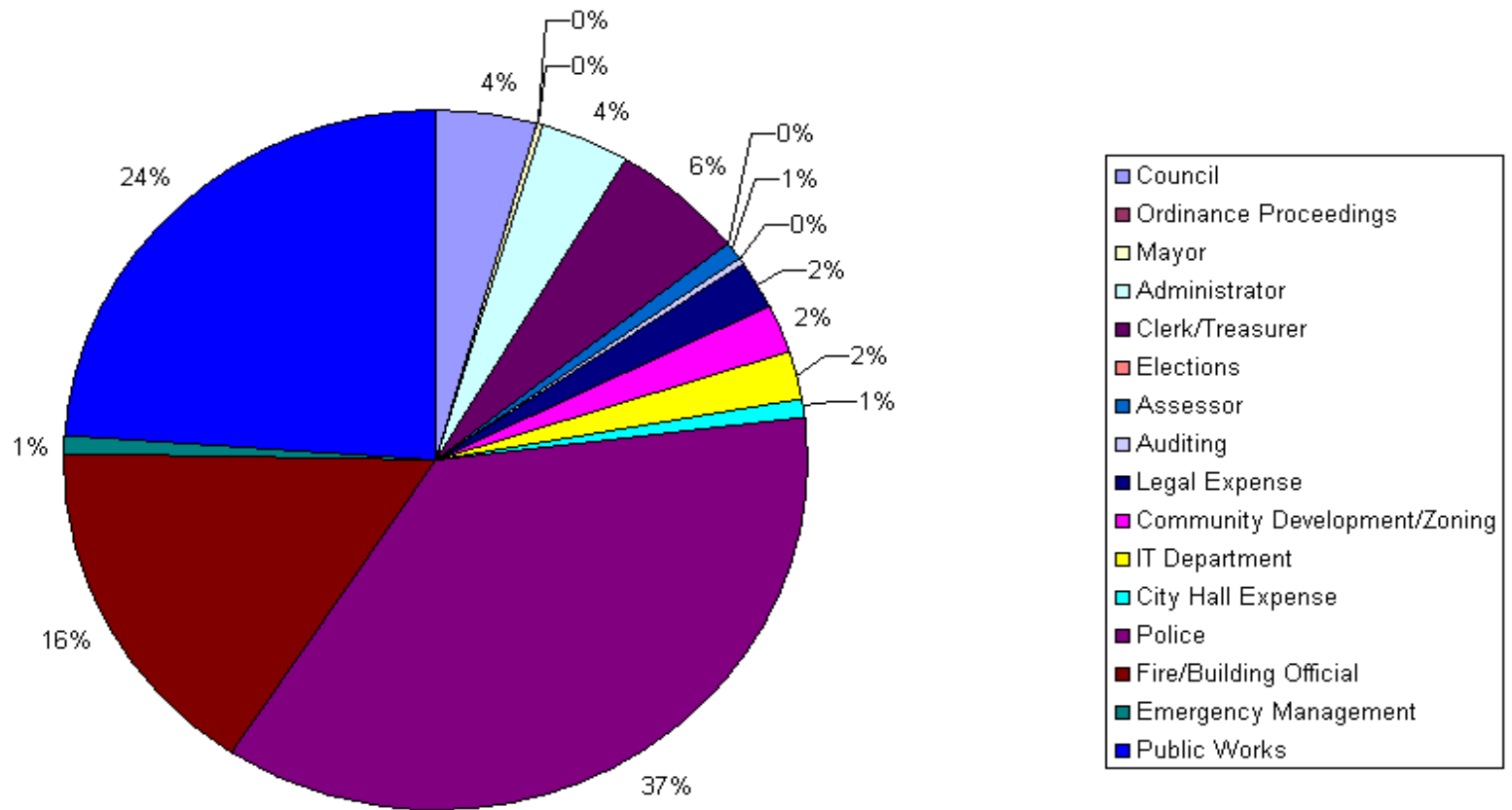
City of Crookston

What makes up our General Fund?

- ❖ **Mayor/Council**
- ❖ **Administration**
- ❖ **Clerk/Treasurer**
- ❖ **Elections**
- ❖ **Assessing**
- ❖ **Auditing**
- ❖ **Legal Expense**
- ❖ **Planning/Zoning/Community Development**
- ❖ **IT Department**
- ❖ **City Hall Expense**
- ❖ **Police**
- ❖ **Fire/Building Official**
- ❖ **Public Works**

City of Crookston

2009 General Fund Expenditures



City of Crookston

BALANCE NEEDING FUNDING

				BALANCE NEEDING
		REVENUE	EXPENDITURES	FUNDING
101	GENERAL FUND	\$1,641,474.00	\$4,596,724.00	\$2,955,250.00
211	LIBRARY	\$0.00	\$293,547.00	\$293,547.00
225	PARK & RECREATION	\$290,450.00	\$1,276,055.00	\$985,605.00
227	IMPROVEMENT	\$290,545.00	\$521,545.00	\$231,000.00
229	AIRPORT	\$713,695.00	\$740,409.00	\$26,714.00
355	JOHNSON CONTROLS DEBT SERVICE	\$0.00	\$27,861.00	\$27,861.00
401	MUNICIPAL LAND AND BUILDINGS	\$0.00	\$520,982.00	\$520,982.00
		\$2,936,164.00	\$7,977,123.00	\$5,040,959.00

City of Crookston

SOURCES OF FUNDING

				TOTAL
		BALANCE NEEDING		TAX
		FUNDING	LGA	LEVY
101	GENERAL FUND	\$2,955,250.00	\$1,629,683.00	\$1,325,567.00
211	LIBRARY	\$293,547.00	\$293,547.00	\$0.00
225	PARK & RECREATION	\$985,605.00	\$769,798.00	\$215,807.00
227	IMPROVEMENT	\$231,000.00	\$231,000.00	\$0.00
229	AIRPORT	\$26,714.00	\$26,714.00	\$0.00
355	JOHNSON CONTROLS DEBT SERVICE	\$27,861.00	\$0.00	\$27,861.00
401	MUNICIPAL LAND AND BUILDINGS	\$520,982.00	\$520,982.00	\$0.00
		\$5,040,959.00	\$3,471,724.00	\$1,569,235.00

City of Crookston

LEVY/AID COMPARISON

	2009	2008	2007	2006	2005	2004
General Levy	\$1,091,256.00	\$1,377,467.00	\$1,426,000.00	\$1,476,745.00	\$1,501,305.00	\$1,483,845.00
Special Levy	\$477,979.00	\$191,768.00	\$191,768.00	\$192,655.00	\$168,095.00	\$138,212.00
Total Levy	\$1,569,235.00	\$1,569,235.00	\$1,617,768.00	\$1,617,768.00	\$1,669,400.00	\$1,622,057.00
Levy Increase	0%	-3.00%	0.00%	-3.09%	2.92%	13.00%
LGA	\$3,471,724.00	\$3,159,121.00	\$2,997,344.00	\$2,835,565.00	\$2,668,625.00	\$2,506,420.00
Total	\$5,040,959.00	\$4,728,356.00	\$4,615,112.00	\$4,453,333.00	\$4,338,025.03	\$4,128,477.13

City of Crookston

FACTORS IN DETERMINING TAX RATE Market Value

	Residential Home	Apartments	Farm	Other	C/I	Total
1997	\$88,322,689.00	\$12,824,349.00	\$549,089.00	\$6,773,609.00	\$23,946,061.00	\$132,415,797.00
1998	\$93,831,455.00	\$13,193,015.00	\$513,824.00	\$6,919,086.00	\$25,868,204.00	\$140,325,584.00
1999	\$103,199,096.00	\$14,214,101.00	\$534,569.00	\$6,917,749.00	\$28,008,535.00	\$152,874,050.00
2000	\$106,891,996.00	\$15,331,397.00	\$519,929.00	\$7,089,647.00	\$29,437,490.00	\$159,270,459.00
2001	\$109,224,874.00	\$17,632,363.00	\$503,137.00	\$7,102,333.00	\$32,546,897.00	\$167,009,604.00
2002	\$110,901,856.00	\$18,347,989.00	\$515,818.00	\$7,374,320.00	\$32,483,600.00	\$169,623,583.00
2003	\$112,026,911.00	\$18,294,587.00	\$542,018.00	\$6,718,800.00	\$32,997,567.00	\$170,579,883.00
2004	\$113,294,187.50	\$18,353,658.38	\$505,466.38	\$6,588,492.75	\$35,556,945.00	\$174,298,750.01
2005	\$142,375,600.00	\$11,610,100.00	\$517,400.00	\$7,495,500.00	\$39,731,600.00	\$201,730,200.00
2006	\$157,493,416.00	\$11,238,500.00	\$736,254.00	\$8,342,364.00	\$41,290,466.00	\$219,101,000.00
2007	\$156,800,789.00	\$13,864,960.00	\$1,589,455.00	\$9,740,629.00	\$43,284,267.00	\$225,280,100.00
2008	\$172,867,000.00	\$15,705,000.00	\$921,200.00	\$9,826,400.00	\$45,610,800.00	\$244,930,400.00

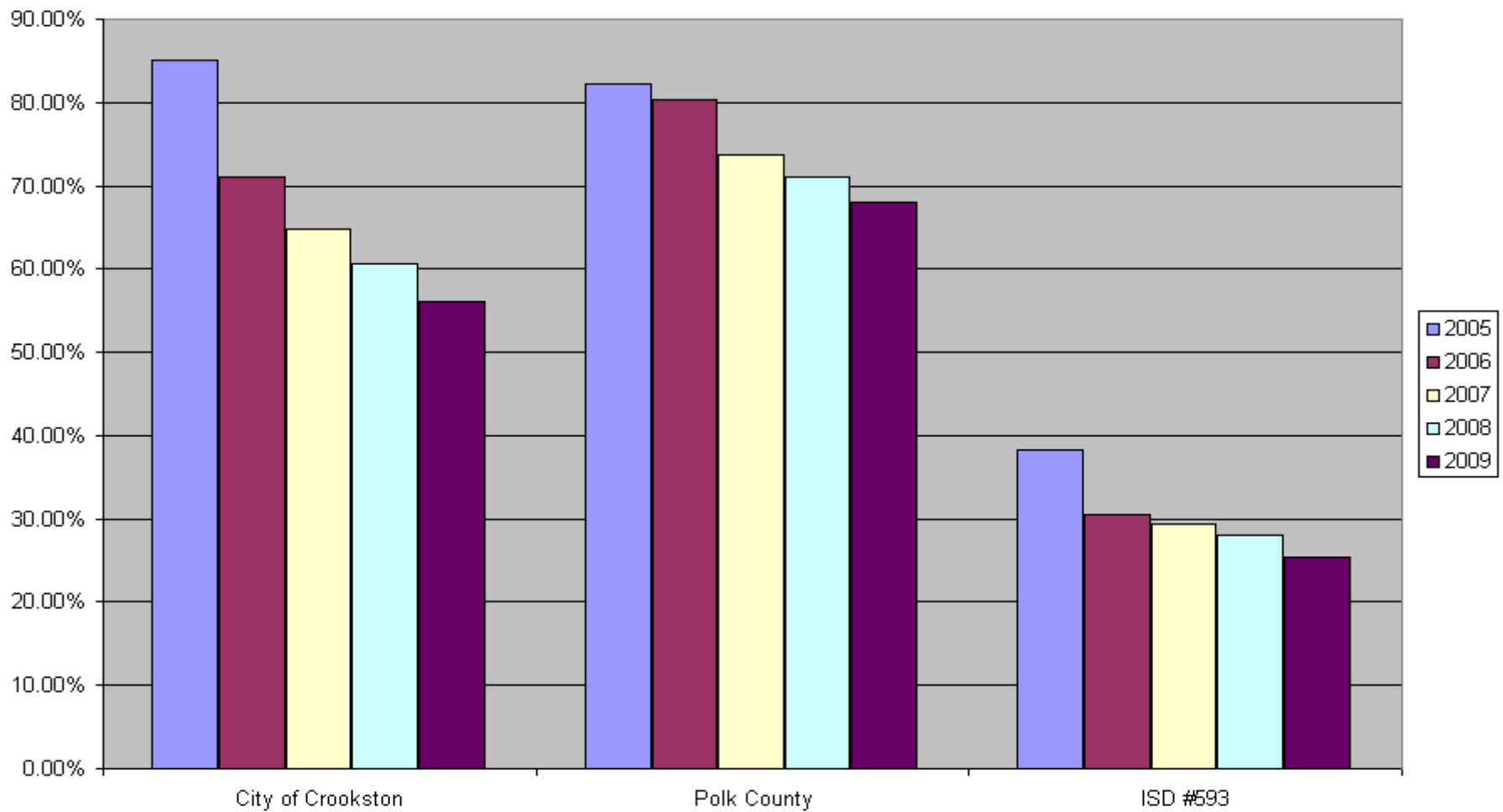
City of Crookston

Proposed 2009 Total Tax Rate

	2005	2006	2007	2008	PROPOSED 2009
City of Crookston	85.09%	71.14%	64.74%	60.59%	56.02%
Polk County	82.15%	80.40%	73.78%	71.00%	68.07%
ISD #593	38.23%	30.45%	29.45%	28.11%	25.33%
Red Lake Watershed	5.12%	4.70%	4.61%	4.89%	5.02%
NW RDC	0.41%	0.37%	0.34%	0.33%	0.32%
Total	211.00%	187.07%	172.92%	164.92%	154.76%

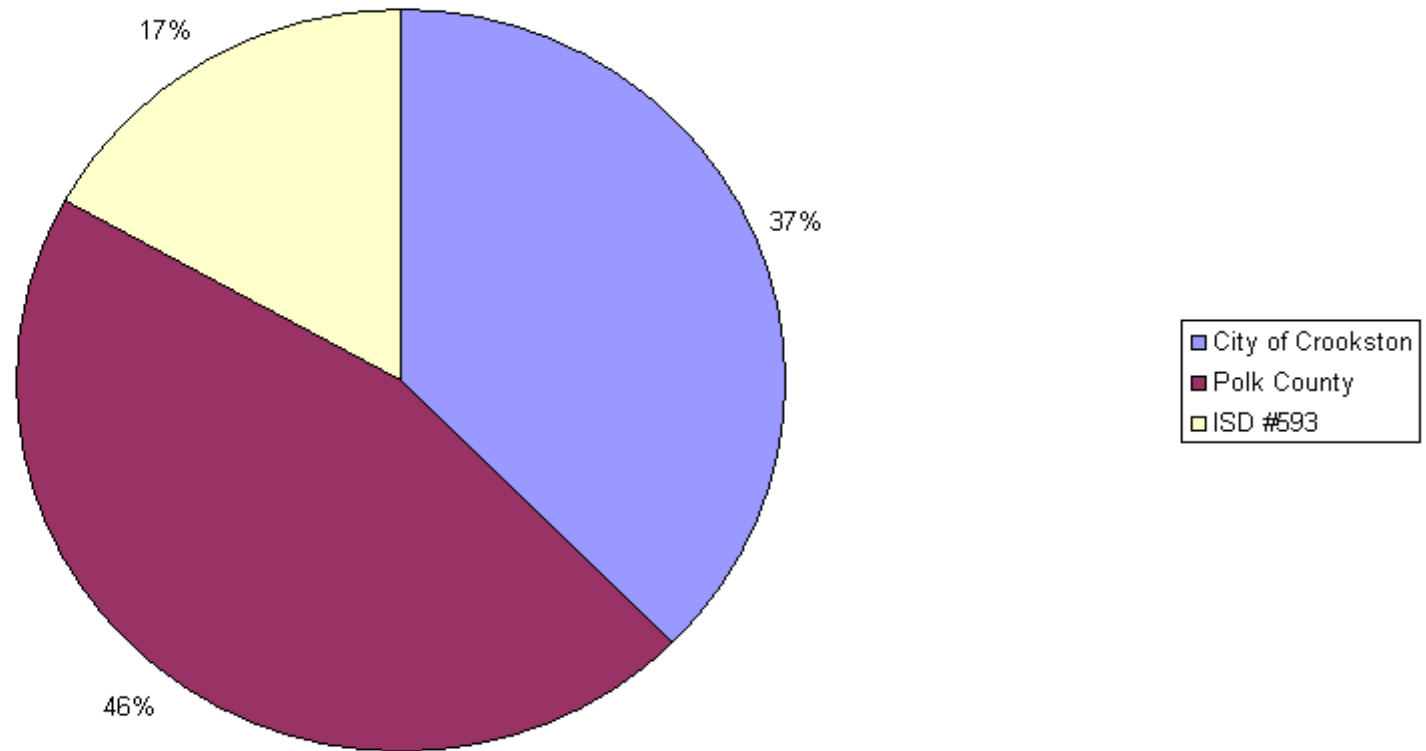
City of Crookston

Tax Rate Comparison



City of Crookston

2009 Proposed Tax Rates





City of Crookston

City of Crookston's tax rate history:

- ✓ 2004 – 85.65%
- ✓ 2005 – 85.09%
- ✓ 2006 – 71.14%
- ✓ 2007 – 64.74%
- ✓ 2008 – 60.59%
- ✓ 2009 - 56.02%

The City's tax rate is 29.63% less than in 2004



City of Crookston

**WHAT DOES THIS MEAN FOR THE
OWNER OF A \$75,000 HOME?**

City of Crookston

BASED ON A \$75,000 VALUED RESIDENTIAL PROPERTY

	Rate	Gross Tax	Credit	Net Tax		Rate	Gross Tax	Credit	Net Tax
City	85.6470%	\$642.35	\$130.90	\$511.45	City	56.0240%	\$420.18	\$85.63	\$334.55
School TC	31.8160%	\$238.62	\$48.63	\$189.99	School TC	25.3280%	\$189.96	\$38.71	\$151.25
RL Wtshd	5.1410%	\$38.56	\$7.86	\$30.70	RL Wtshd	5.0240%	\$37.68	\$7.68	\$30.00
Polk County	76.4680%	\$573.51	\$116.87	\$456.64	Polk County	68.0710%	\$510.53	\$104.04	\$406.49
NWRDC	0.4210%	\$3.16	\$0.64	\$2.51	NWRDC	0.3150%	\$2.36	\$0.48	\$1.88
Total	199.4930%	\$1,496.20	\$304.90	\$1,191.30	Total	154.7620%	\$1,160.72	\$236.53	\$924.18
School MV	0.09411%	\$70.58		\$70.58	School MV	0.14746%	\$110.60		\$110.60
Total Tax		\$1,566.78		\$1,261.88	Total Tax		\$1,271.31		\$1,034.78



City of Crookston

SUMMARY

- ✓ Faced with Levy Limits and Expansion of Special Levies.
- ✓ Local Government Aid increase of \$212,603.
- ✓ Able to maintain a level amount of capital improvements.
- ✓ Maintain current level of staff
- ✓ Realized an increase in Market Value
- ✓ Able to maintain 0% increase in Levy



City of Crookston

QUESTIONS?